

Mein Bauernhofbuch

© German in the Afternoon, 2018

Instructions:

1. Have the child(ren) color the pages. If they are able, they can also trace the words.
2. If the child can use scissors, s/he can cut out the pages along the dotted lines. If not, have an adult cut them – or use a paper cutter.
3. Stack the pages and staple them in the top left corner to make the book.


Images created by:




Artwork by



Name _____




Auf dem Bauernhof




die Ente




die Eule




der Frosch




die Gans




der Hahn




der Hund




die Katze




die Kuh



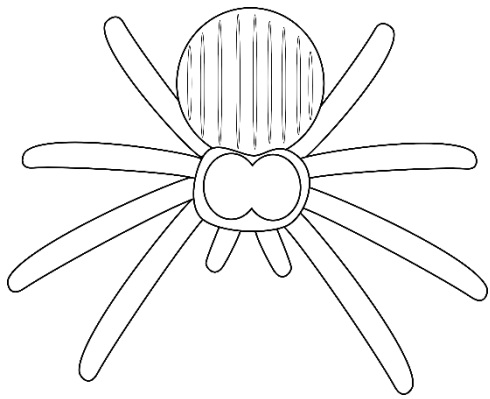
das Pferd




das Schaf




das Schwein




die Spinne



die Ziege



die Scheune



der Traktor